

DEKAL[®] LOAD BANKS

DEKAL LOAD BANKS - DEKAL POWER LLC
UL. LUDVIKA PLAMBERGERJA 25
SI-2204 MIKLAVZ NA DR. POLJU
SLOVENIA - EUROPE

Tel.: +386 2 320 325 0
Email: info@dekalloadbanks.com
Web: www.dekalloadbanks.com

DEKAL LOAD BANKS USA LLC
2000 TECHNOLOGY DRIVE
PITTSBURGH, PA 15219 - USA

Tel.: +1.800.323.9172
Cell: +1.954.516.4245
Email: info@dekalloadbanks-us.com
Web: www.dekalloadbanks-us.com







CABLE and PLUG TESTER DESIGNED FOR 28.5 V DC AVIATION EQUIPMENT TESTING PROCEDURE



SPECIFICALLY DESIGNED RUGGED UNIT FOR
TESTING & SERVICING OF VARIOUS AVIATION
28.5 V DC CABLE AND PLUG

TECHNICAL SPECIFICATION

CPT-028

VOLTAGE [V]	28.5 V DC \pm 10 %
FREQUENCY [Hz]	- Not Applicable -
FEATURES & INDICATION	<ul style="list-style-type: none"> ◦ VOLTAGE FAILURE & DEVIATION DISPLAY ◦ EMBEDDED FOUR DIGIT LED DISPLAY FOR OUTPUT VOLTAGE INDICATION DURING TEST PROCEDURE ◦ EXTRA SAFETY ISOLATED JACK SOCKETS FOR CONNECTING VOLTAGE MEASURING DEVICE
DEVICE PROTECTION and CLASSIFICATION	IP 40 / CE MARKING, DIN, VDE, IEC
TESTING PROCEDURE IN ACCORDANCE WITH	ISO 6858, DSF 400, ARP 5015
28.5 V DC 3-POLE RECEPTACLE TYPE	MIL-C-81790 and CURRENT NATO STANDARDS
E&F CIRCUIT INDICATION [INTERLOCK]	PERSONNEL AND POWER SOURCE SAFETY FEATURE WITH CONTROL CIRCUIT STEADY LIGHT INDICATION
VARIOUS COLOUR SELECTION AVAILABLE	 YELLOW;  RED;  BLUE;  BLACK
PRODUCT DOCUMENTATION	ENGLISH MANUAL, TEST REPORT, CE CERTIFICATE
WARRANTY PERIOD	2 YEARS / 24 MONTHS

SIZE and WEIGHT

CABLE PLUG TESTER SIZE [L x W x H] mm / kg	205 x 145 x 145 / 1.5
CABLE PLUG TESTER SIZE [L x W x H] in / lbs	8.0 x 5.7 x 5.7 / 3.3
TRANSPORT CASING SIZE [L x W x H] mm / kg	320 x 260 x 160 / 1.35
TRANSPORT CASING SIZE [L x W x H] in / lbs	12.6 x 10.2 x 6.3 / 3.0

Including light MIL-SPEC carrying case per unit / All specifications are subject to change without further notice



DEKAL LOAD BANKS®

DEKAL LOAD BANKS * DEKAL POWER LLC
UL. LUDVIKA PLAMBERGERJA 25
SI-2204 MIKLAJZ NA DR. POLJU
SLOVENIA - EUROPE



DEKAL LOAD BANKS USA LLC
2000 TECHNOLOGY DRIVE
PITTSBURGH, PA 15219 - USA



Tel.: +386 2 320 325 0 * Fax: +386 2 320 325 2
Email: info@gse-global.com
Web: www.gse-global.com

Tel.: +1.800.323.9172
Cell: +1.954.516.4245
Email: info@dekalloadbanks-us.com
Web: www.dekalloadbanks-us.com

ADVANTAGES of CABLE PLUG TESTER

- **Simple operation** suitable for non-trained operators and personnel; no maintenance required
- Suitable for **workshop and/or airside operation**, lightweight and travel friendly equipment
- Enables **higher operators safety** while ground power is being measured
- Instrument intendant for **aviation engineers and technicians** at airport or/and air base
- **Extra safety and isolated jack sockets** for connecting external voltage measuring device
- 28.5 V DC 3-Pole receptacle **in accordance with NATO & MIL-C-81790** specification
- **Equipped with 28.5 V DC control circuit for E&F control switch for pilot contact (Interlock)**
- CPT-028 unit **provides you with high brightness, four digit LED display indication**
- **Specifically designed, high quality units** for aviation ground power cable and plug testing
- Used in **Civil and Military** applications worldwide; tested and proven **MIL-SPEC equipment**
- Suitable for **28.5 V DC** aircraft plugs and ground power cables
- **Highly reliable equipment** with two years full warranty including extension option
- **Short worldwide delivery period** with tracking feature and insurance for all products
- Spare parts availability and **accurate on-time deliveries** by appointed courier
- CE certification - health, safety, and environmental protection standards
- Made for GPU's testing procedure according to ISO 6858, DFS 400, ARP 5015
- Classification CE marking, DIN, VDE, IEC, IP 40 protection rate level
- Customs classification **Harmonized System tariff code HS: 9031800000**



NCAGE CODE: 1267Q



Excellent SME



Highest Creditworthiness



D-U-N-S®
REGISTERED™